

CAUTION: Risk of Shock and Fire

- This lamp can be used in damp or dusty locations, but should never be placed under water.
- Active lamp may be hot to the touch and should not be handled when hot.
- Not intended for use with emergency exits.
- Turn off power before inspection, removal or installation.
- Never open—no serviceable parts inside.
- Keep away from heat sensitive and flammable materials.
- If any doubt about the installation or application of this product, please consult electrician.
- Not for use in enclosed fixtures.
- If not installed and used per instructions, may cause excess heat or harmful interference to radio communications.
- Use only on 120 volt, 60 Hz circuits.
- Weight of device may cause instability, be sure that it is affixed to adequate structure.
- Questions? Contact info@Norb-light.com.

**Norb BOTANIC - Unique. Researched.
Extraordinarily Effective Grow Light.**

Voltage 120V

Current .35A

Power 40W

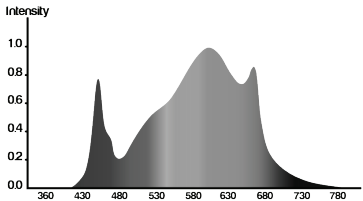
Spectral Range Photo Flux

400-499 nm10.38 µmol/s

500-599 nm34.10 µmol/s

600-700 nm39.52 µmol/s

Color Rendering Index 85




Brightness 5800 lumens, similar to a 420W incand. bulb


Color Temp 3100K

Size 7.5" W x 5" L, inserted

Beam Angle 120 degrees


Warranty 3 years





PPF is photosynthetic photon flux, a measurement of total amount of photosynthetic active radiation produced each second.

PPE is photosynthetic photon efficacy, PPF divided by wattage, a measure of efficiency.



LIMITED WARRANTY

This product is warranted to be free from defects in workmanship and materials for up to 3 years from purchase date. If product fails during warranty period (provided failure was not the result of misuse, abuse or improper installation), original purchaser may return product (at own expense) with proof of purchase to Norb Lighting, 14109 Cleveland St. Nunica MI 49448. Or contact us via info@Norb-Light.com for assistance or replacement. REPLACEMENT OR REFUND REQUIRES PROOF OF PURCHASE AND REPLACEMENT IS YOUR SOLE REMEDY, EXCEPT TO THE EXTENT PROHIBITED BY APPLICABLE LAW; ANY IMPLIED

WARRANTIES ARE LIMITED IN DURATION TO THE DURATION OF THIS WARRANTY. LIABILITY FOR INCIDENTAL OR CONSEQUENTIAL DAMAGES IS HEREBY EXPRESSLY EXCLUDED. Some states and provinces do not allow the exclusion of incidental or consequential damages, therefore the above limitation or exclusion may not apply to you individually. This warranty gives you specific legal rights, but you may have other rights which vary from state to state or province.

ID No. 904788 Model No. BOTANIC-UFO-40W Made in China

FCC Compliance Statement

This device complies with part 15 of the FCC Rules. Operation is subject to the following two conditions (1) This device may not cause harmful interference, and (2) this device must accept any interference received, including interference that may cause undesired operation.

FCC WARNING

This equipment has been tested and found to comply with the limits for a Class B digital device pursuant to Part 15 of the FCC Rules. These limits are designed to provide reasonable protection against harmful interference in a residential installation. This equipment generates, uses, and can radiate radio frequency energy and, if not installed and used in accordance with the instructions, may cause harmful interference to radio or television

communications. Such interference can be determined by turning the equipment off and on. If this confirms that interference is caused by the device, the user is encouraged to try to correct the interference by one or more of the following measures:

- Reorient or relocate the receiving antenna.
- Increase the separation between the equipment and the receiver.
- Connect the equipment into an outlet different from that to which the receiver is connected.
- Consult dealer or an experienced radio/TV technician for help.



GROW RIGHT UNDER “WHITE” LIGHT™
NorbLighting.com

Norb® BOTANIC™ 40 Watt UFO Grow Light
GROW RIGHT UNDER “WHITE” LIGHT™


WHAT IS Norb® BOTANIC™ ?

Norb BOTANIC is a family of Plant-Growing Nutri-orbs. These are not ordinary grow lights; they are derived from decades of horticultural experience coupled with years of testing a broad range of light spectra and plant varieties.

You probably realize that most grow-lights are pinkish purple in color. This follows the conventional thinking . . . that plants only utilize blue and red light, for photosynthesis (blue + red = purple). But, with nearly 40 years of horticultural experience, we never accepted this line of thinking. Plants are very practical and tend to utilize available nutrients—light being one of them. So, we began with the hypothesis “if sunlight is composed of more than blue and red wavelengths (e.g. orange, yellow, green, indigo and violet) and plants naturally grow in sun (which contains all colors), then most likely a sun spectrum grow light will outperform purple grow lights . . .at least for plants that

naturally grow in full sun.” **Today, after years of testing, we found that most plants prefer to be grown in a light spectrum that is white, with specialized sun spectrum.**

Each of these Norb BOTANIC products has been developed to help you grow healthy plants, whether they are on your desk, in your basement or garage, or in a greenhouse. They are designed to make your GREEN THUMB even GREENER!



Norb BOTANIC . . .GROW RIGHT UNDER “WHITE” LIGHT™

Directions for Installation and Use

 **Read and follow ALL SAFETY INSTRUCTIONS before assembly, installation and use.**

WARNING: When using electrical lighting products, basic safety precautions must always be followed to reduce risk of electric shock, fire and personal injury.

Retain instructions for future reference.

WARNING

Caution - RISK OF ELECTRIC SHOCK

- Turn off power before inspection, removal or installation.

Caution - RISK OF FIRE

- Follow all NEC and Local Codes
- Keep away from heat sensitive and flammable materials.
- If not installed and used per instructions, may cause excess heat.
- Weight of device may cause instability, insure that it is securely attached to immovable structure.

SUITABILITY and APPLICATION


- Suitable for DRY locations, do not spray water directly on bulb.
- Use only on 120 volt, 60 Hz circuits.
- Suitable for operation in ambient temperature not exceeding 104°F (40° C).
- Not intended for use with emergency exits.

- **Install fixture so that the cord:**
 - Is not permanently attached to the building structure.
 - Is used within the rated amperage limit as determined at the maximum operating temperature.
 - Is not extended through a wall, floor, ceiling, ceiling panel (and is not located above drop ceiling or panel) or other structure, and cord is openly visible for its entire length.
 - Is routed in a manner to avoid strain on the cord.
- Never open—no serviceable parts inside.
- Active lamp is hot to the touch and should not be handled when hot.
- If not installed and used per instructions, may cause harmful interference to radio communications.
- If any doubt about the installation or application of this product, please consult electrician.
- Questions? Contact info@Norb-light.com.



GROW RIGHT UNDER “WHITE” LIGHT™
NorbLighting.com

INSTALLATION STEPS



- Fixture should be properly connected to a grounded outlet with nominal power supply of 120V 60Hz.
- Plug in only after properly mounted.
- Power to any given fixture may be controlled by the switch on the cord.

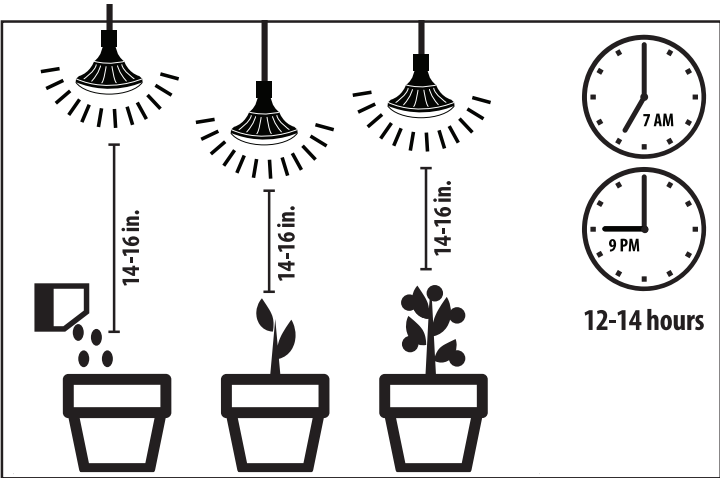
DIRECTIONS FOR PLANT GROWING

Your Norb BOTANIC 40 Watt UFO Grow Light should only be used indoors (home or greenhouse), and how you use it is determined by what you are growing.

Growing Herbs and Vegetables

Adjust the light to be appx. 14 to 16 inches from the top of the plants. As the plants grow, simply elevate the light to maintain this distance.


Run Time: 12 hours. **If germinating seed**, you may wish to start with the light higher to reduce intensity. Then once the shoots begin to emerge you can lower it. A simple timer can be used to turn it on and off, typically set to run appx. 12-14 hours per day, on at 7 AM and off at 7 or 9 PM.



Growing Succulent Plants

Adjust the light to be appx. 16 to 18 inches from the top of the plants. As the plants grow, simply elevate the light to maintain this distance.

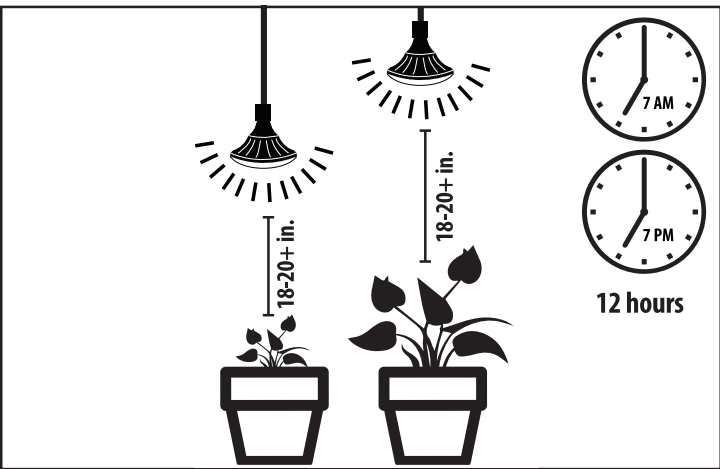
Run Time: 12 hours. A simple timer can be used to turn it on and off, typically set to run appx. 12 hours per day, on at 7 AM and off at 7 PM.



Growing Tropical Foliage Plants

Adjust the light to be appx. 18 to 20+ inches from the top of the plants. As the plants grow, simply elevate the light to maintain this distance.

Run Time: 12 hours. A simple timer can be used to turn it on and off, typically set to run appx. 12 hours per day, on at 7 AM and off at 7 PM.



Where to Place Norb BOTANIC™ 40 Watt UFO Style Grow Light

WHERE	In your garage, basement, grow room, grow closet, kitchen and greenhouse.
WHEN	Typically on for 12-14 hours per day.
HOW	In an appropriate fixture (clamp on, hanging or standing), use it to illuminate your growing space—no different than with any other plant lighting product. Do not look or stare directly into the Norb BOTANIC (as is the case with all light bulbs).

